



SJ SERIES

Spin right round to clean



633 N Helena St, Spokane, WA 99202
509.535.1555 | info@northstardirect.com

1210 N Oregon Ave, Pasco, WA 99301
509.547.2323 | info@northstarhotsy.com

CUDA CLEANING SYSTEMS | TOP-LOAD AUTOMATIC AQUEOUS PARTS WASHER

SJ SERIES




Spin right round to clean

The newest addition to the Cuda top load line-up, the SJ-15 uses a patented spray wash technology which eliminates the need for a drive motor, gears and pulleys. Using a water-propelled spray arm with 23 nozzles that spin around a stationary parts basket, parts are hit from every angle while being cleaned. It has a 350-lb. load capacity, and a basket dimension of 32" x 21", 90 gallon sump capacity, 3 HP pump motor delivering 37 GPM @ 30 PSI.

Aqueous parts washers clean faster and better without using harmful solvents!

Cuda automatic parts washers provide a safe and efficient solution to cleaning parts because they don't use harmful cleaning solvents to clean. Our automatic parts washers also provide a time-saving, easy parts cleaning solution for your staff allowing them to simultaneously clean parts while performing other tasks.



1 Simple Controls

■ Control panel has simple controls for oil skimmer, heater, turntable and wash-cycle operation, as well as, a low water shut-off indicator.

2 SJ-15 Water-Propelled Spinning Spray Bar

■ The water-propelled spinning spray bar, exclusive to the SJ Series, has 23 precision spray nozzles so parts are hit from every angle, creating a surround cleaning effect.

3 Customize and Accessorize

■ Customize your parts washer to your specific needs, like with these detail brushes, so washing becomes the easiest part of the work day.

4 Detergents Engineered for Aqueous Parts Washers

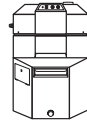
■ Cuda detergents contain advanced formulas engineered specifically for use in aqueous parts washers and their specialized needs. Our advanced formulas include an exclusive multi-metal corrosion inhibitor for rust-protection.

TECHNICAL DATA AND EQUIPMENT

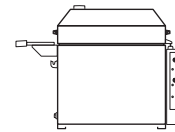
Top-Load Series Comparison



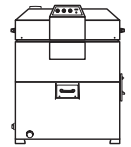
2412 SERIES



2216 SERIES



SJ SERIES



2518 SERIES

Features

- Vertical / Seal-less Pump: 3 HP / 50 GPM / 45 PSI
- 350 Lbs. Load Capacity, determined with even weight distribution
- 90 Gal. Sump Capacity
- 6 kW Heater
- Automatic Oil Skimmer
- Low Water Shutdown
- Heater Timer (7 day / 24 hour)
- Machine: 51"L x 48"W x 49"H
- Shipping: 72"L x 65"W x 59"H

Technical data

Model	New Part No.	Old Part No.	Working Height	Basket Dimensions	Volt/PH	Total Amps	Ship Wt (lbs)
Standard Models							
SJ-15	1.043-648.0	1.043-458.0	18"	32" x 21"	230/1	38	1035
SJ-15	1.043-649.0	1.043-459.0	18"	32" x 21"	230/3	23	1035
SJ-15	1.043-650.0	1.043-460.0	18"	32" x 21"	460/3	11	1035
SJ-15	1.043-651.0	1.043-461.0	18"	32" x 21"	575/3	9	1035
SJ-15	1.043-646.0	1.043-462.0	18"	32" x 21"	208/1	42	1035
SJ-15	1.043-647.0	1.043-463.0	18"	32" x 21"	208/3	25	1035

NOTE: Available in stainless steel through special order. See your local Cuda Dealer for further information.

Standard Accessories

Part No.	Description
8.725-271.0	Preferred Options Package - Contains Small Parts Basket and Oil Container

Optional Accessories

Part No.	Description	Part No.	Description
8.725-261.0	Automatic Water Fill	8.704-104.0	Chip Trapper System, 55 Gal
8.725-276.0	Pneumatic Power Brush	9.804-631.0	Pressure Gauge
8.725-278.0	Detail Brush with Pump	8.712-156.0	Temperature Gauge
8.924-172.0	Oil Drain Container	8.731-254.0	Small Parts Basket - Light Duty (8" x 8" x 4")
8.725-283.0	Skimmer Timer, 24 hour 7 day	8.753-825.0	Medium Parts Basket - Light Duty (16" x 12"x 6")
9.802-283.0	Hour Meter	8.723-214.0	Gray Spray Paint (cannot ship air)

Contact us for more information:

Cuda Cleaning Systems

PO Box 846, 600 21st St. SW
Watertown, SD 57201

For sales and technical support call:
844-394-4412 (toll free)

www.cdausa.com



633 N Helena St, Spokane, WA 99202
509.535.1555 | info@northstardirect.com

1210 N Oregon Ave, Pasco, WA 99301
509.547.2323 | info@northstarhotsy.com