



2412 SERIES

A robust starter machine



633 N Helena St, Spokane, WA 99202
509.535.1555 | info@northstardirect.com

1210 N Oregon Ave, Pasco, WA 99301
509.547.2323 | info@northstarhotsy.com

CUDA CLEANING SYSTEMS | TOP-LOAD AUTOMATIC AQUEOUS PARTS WASHER

2412 SERIES




A robust starter machine

Cuda's 2412 series of parts washers is an attractive entry-level top-load aqueous parts washer. At only 35 inches wide, the Cuda 2412 Series parts washer has a 250-lb. load capacity, and a 24 inch turntable diameter. While boasting Cuda Series durability, it has a 1/2 HP mechanical seal with flush tube style pump and an upper drive arm that rotates the turntable. The 115V models make the 2412 especially versatile for use anywhere in the shop.

Aqueous parts washers clean faster and better without using harmful solvents!

Cuda automatic parts washers provide a safe and efficient solution to cleaning parts because they don't use harmful cleaning solvents to clean. Our automatic parts washers also provide a time-saving, easy parts cleaning solution for your staff allowing them to simultaneously clean parts while performing other tasks.




1 Built-in Oil Skimmer

■ A built-in oil skimmer removes oil from cleaning solution in sump. Easily collect the oil by adding the optional oil drain container.



2 Debris Screen

■ The removable debris screen prevents small particles and loose parts from entering the cleaning solution, ensuring blockage-free spray-nozzle operation.



3 Customize and Accessorize

■ Customize your parts washer to your specific needs, like this pneumatic power brush, so washing becomes the easiest part of the work day.




4 Detergents Engineered for Aqueous Parts Washers

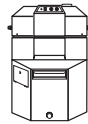
■ Cuda detergents contain advanced formulas engineered specifically for use in aqueous parts washers and their specialized needs. Our advanced formulas include an exclusive multi-metal corrosion inhibitor for rust-protection.

TECHNICAL DATA AND EQUIPMENT

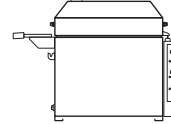
Top-Load Series Comparison



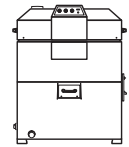
2412 SERIES



2216 SERIES



SJ SERIES



2518 SERIES

Features

- Close Coupled Sealed Pump: 1/2 HP / 20 GPM / 22 PSI
- 250 Lbs. Load Capacity, determined with even weight distribution
- 25 Gal. Sump Capacity
- 4.5 kW Heater / 1.8 kW Heater for 115V model
- Automatic Oil Skimmer
- Low Water Shutdown
- Machine: 41"L x 35"W x 45"H
- Shipping: 55"L x 48"W x 58"H

Technical data

Model	Part No.	Working Height	Turntable Diameter	Volt/PH	Total Amps	Electric Heater (kW)	Ship Wt (lbs)
Standard Models							
2412	1.043-540.0	12"	24"	115/1	15	1.8	424
2412	1.043-542.0	12"	24"	230/1	24	4.5	424
2412	1.043-541.0	12"	24"	208/1	26	4.5	424

Standard Accessories

Part No.	Description
8.642-702.0	Preferred Options Package - Contains Small Parts Basket, Containment Ring, Oil Container

Optional Accessories

Part No.	Description	Part No.	Description
8.725-261.0	Automatic Water Fill	8.924-172.0	Oil Drain Container
8.705-962.0	24" Containment Ring	8.915-143.0	60 Mesh Insert for Debris Screen Tray
8.725-245.0	Deluxe Kit: Detail and Power Brush	9.802-283.0	Hour Meter
8.725-251.0	Detail Brush with Pump	8.642-692.0	Heater Timer, 24 hour 7 day (230V only)
8.642-699.0	Pneumatic Power Brush	8.642-694.0	Heater & Skimmer Timer, 24 hour 7 day
8.753-825.0	Light Duty Medium Parts Basket (16" x 12"x 6")	8.731-254.0	Light Duty Small Parts Basket (8" x 8" x 4")
8.642-689.0	Filtration		

Stainless Optional Accessories

Part No.	Description
8.642-690.0	Stainless Filtration

Contact us for more information:

Cuda Cleaning Systems

PO Box 846, 600 21st St. SW
Watertown, SD 57201

For sales and technical support call:
844-394-4412 (toll free)

cudausa.com



633 N Helena St, Spokane, WA 99202
509.535.1555 | info@northstardirect.com

1210 N Oregon Ave, Pasco, WA 99301
509.547.2323 | info@northstarhotsy.com