
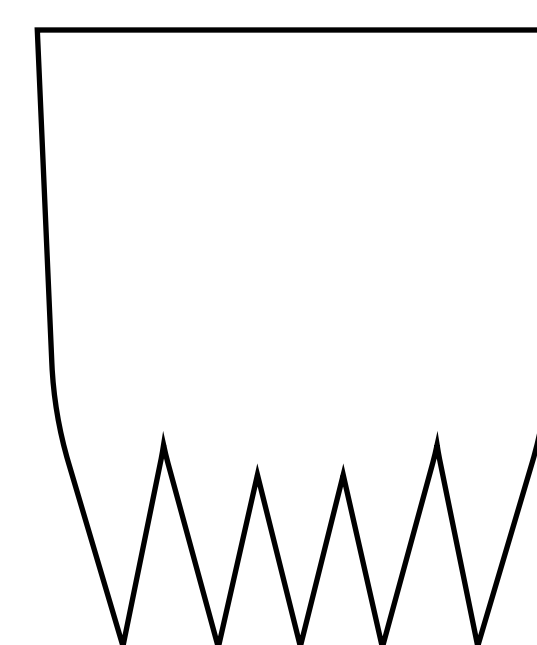




QUALITY SELECTED LONG TAPER NEEDLES

# ROUND LINER


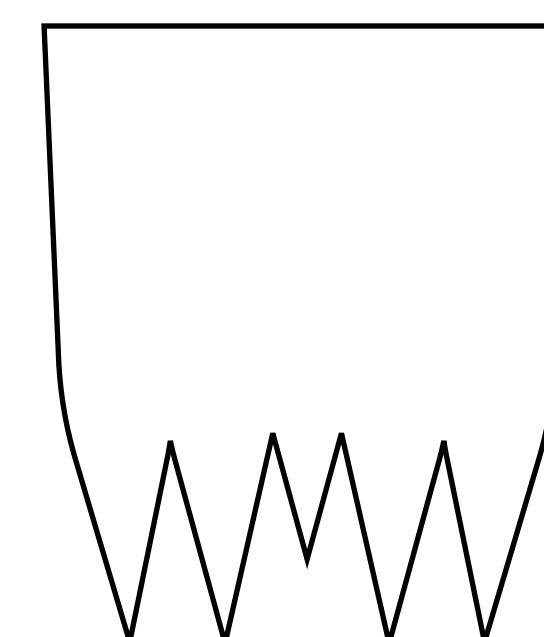
ROUND LINER NEEDLES ARE DESIGNED FOR MAKING CONTOURS, LINING AND DOTWORK. EXTREMELY PRECISE, TOUGH AND FOCUSED BLADES. PERFECT FOR MAKING VERY DETAILED TATTOO ELEMENTS.



QUALITY SELECTED LONG TAPER NEEDLES

# TURBO ROUND LINER


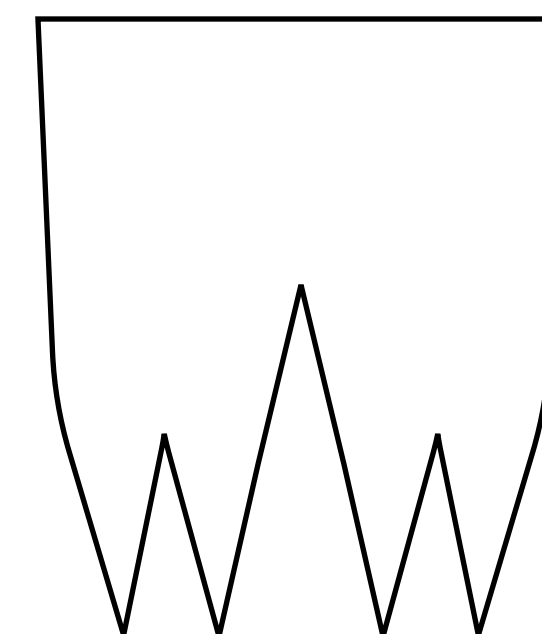
TRL NEEDLES ARE NOT AS  
TIGHTLY SOLDERED LIKE  
STANDARD RL NEEDLES.  
THIS CAUSES LESS FREQU-  
ENT NEEDLE DIPPING IN THE  
INK. TURBO NEEDLES CAUSE  
LESS SKIN IRRITATION,  
WHICH MAKES THEM MORE  
PRECISE. THEY ENABLE  
FASTER FILLING THAN STAN-  
DARD RL NEEDLES.



QUALITY SELECTED LONG TAPER NEEDLES

# EMPTY ROUND LINER


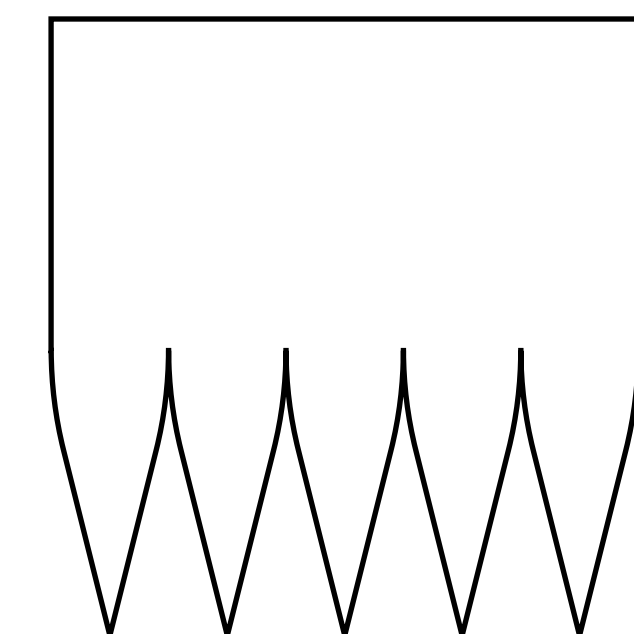
ERL NEEDLES DO NOT HAVE  
A CENTRAL INSIDE NEEDLE.  
THIS RESULTS IN MORE OLD-  
-SCHOOL TYPE OF CONTOUR.



QUALITY SELECTED LONG TAPER NEEDLES

# ROUND SHADER

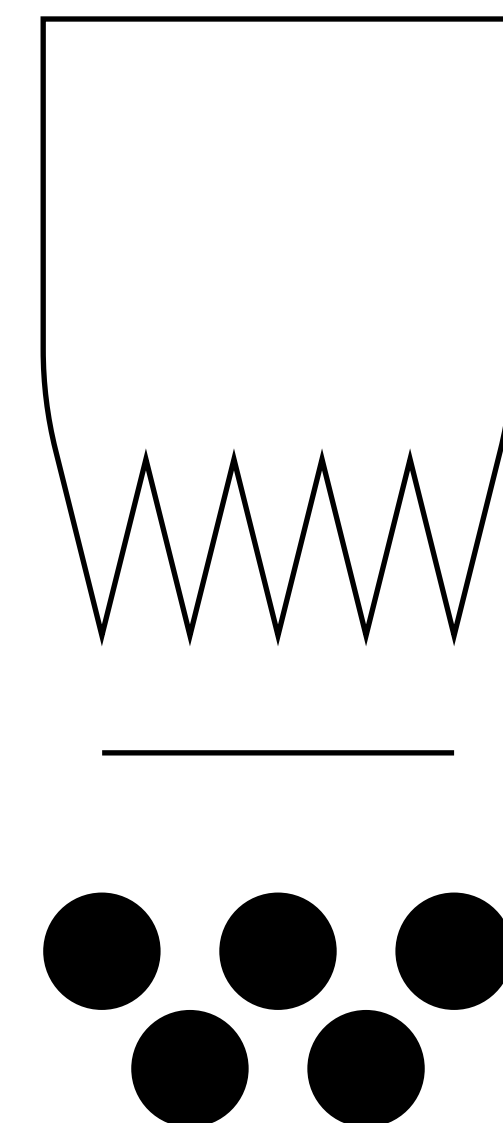

ROUND SHADER NEEDLES ARE DESIGNED FOR FILLING COLORS, MIXING AND SHADING AFTER MAKING CONTOURS. THE NEEDLES ARE PLACED IN A CIRCULAR SHAPE, PARALLEL TO EACH OTHER. THANKS TO PROPER SPACING BETWEEN THE NEEDLES THE INK HAS A PERFECT FLOW AND IS EASIER ABSORBED IN THE SKIN.



QUALITY SELECTED LONG TAPER NEEDLES


# MAGNUM

MAGNUM NEEDLES ARE DESIGNED FOR SHADING AND FILLING, PERFECT FOR LARGE AND WIDE SURFACES. THE NEEDLES ARE PLACED IN A DOUBLE, INVERTED ROWS.




QUALITY SELECTED LONG TAPER NEEDLES






# SOFT EDGE MAGNUM

WHILE SHADING, THE  
NEEDLE PROTRUSION IN  
THIS NEEDLE TYPE RESULTS  
IN THE SO CALLED MIST:  
MORE INTENSIVE COLOR IN  
THE CENTRE WITH A SHADE  
NEXT TO IT. PERFECT FOR  
MAKING TONAL, SUBTLE  
TRANSITIONS, FADING EF-  
FECTS ETC.

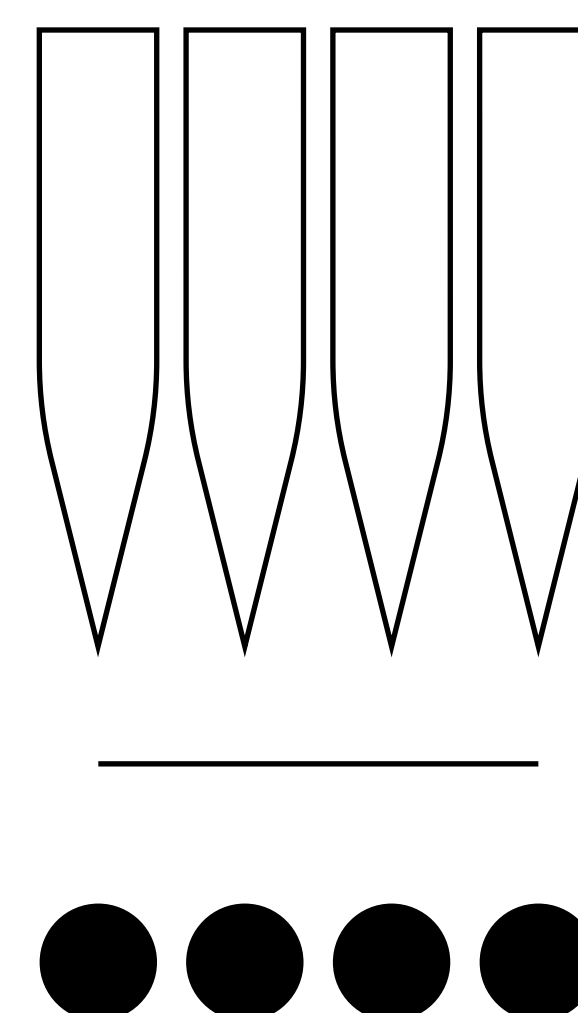


QUALITY SELECTED LONG TAPER NEEDLES



# FLAT

FLAT NEEDLE TYPE IS DESIGNED FOR SHADING AND FILLING, PERFECT FOR LARGE AND WIDE SURFACES, ESPECIALLY GEOMETRIC FORMS. THE NEEDLES ARE PLACED IN A SINGLE ROW.

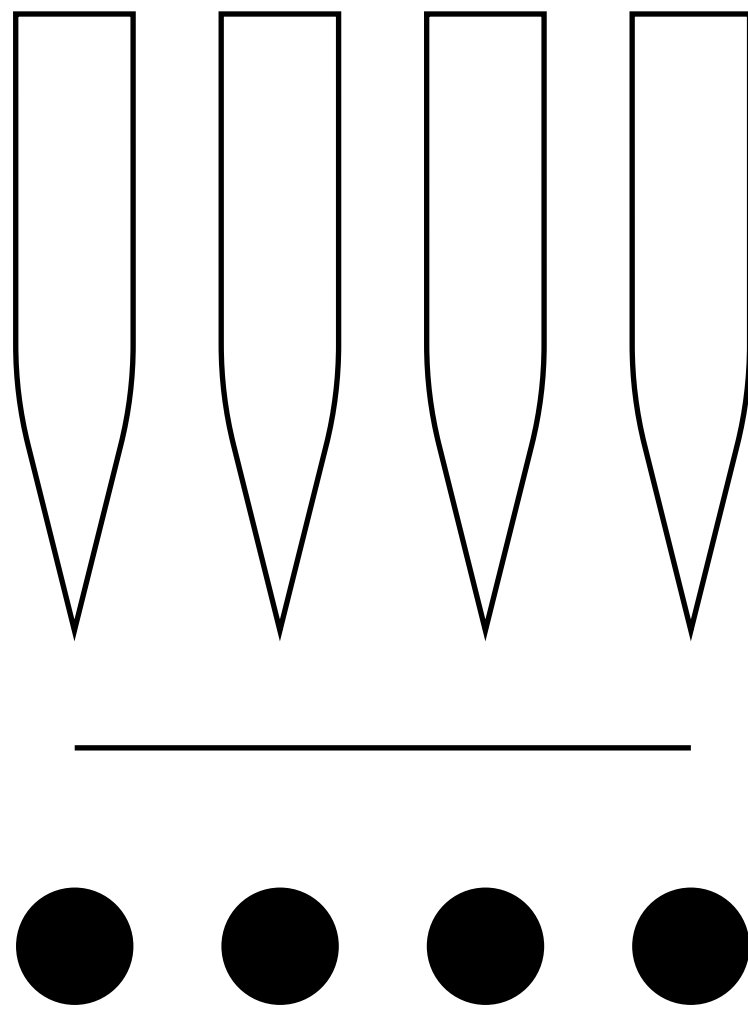



QUALITY SELECTED LONG TAPER NEEDLES



# SMOOTH SHADER


SMOOTH SHADER IS A FLAT  
TYPE NEEDLE WITH MORE  
SPACING IN BETWEEN EACH  
NEEDLE. THIS NEEDLES ARE  
SUITABLE FOR SUBTLE SHA-  
DING.



QUALITY SELECTED LONG TAPER NEEDLES

# TEXTURED NEEDLES

LETTER T AFTER "-" IN  
NEEDLE LABEL MEANS THAT  
NEEDLES HAVE TEXTURED  
SURFACE WHICH HELPS TO  
DISTRIBUTE MORE INK INTO  
SKIN



QUALITY SELECTED LONG TAPER NEEDLES